

## AptFlex F36

---



AptFlex F36, from Acoustic Polymers Ltd is a high performance, 2-component, polyurethane system designed to exhibit good acoustic absorption particularly at ultrasonic frequencies above 1 MHz, with density and wavespeed similar to that of water.

In cured form, the material is tough, resilient and with excellent hydrolytic stability performance. The product can be supplied in 2-pack liquid sachets or in re-sealable tins for bulk quantities

THIS COMBINATION OF PROPERTIES PRODUCES A MATERIAL THAT CAN BE USED IN AREAS SUCH AS:

- Anechoic linings of ultrasonic measurement tanks
- Transducer construction
- Hydrophone baffles
- Acoustic de-coupling and isolation

The system exhibits excellent chemical resistance to a wide range of media.

AptFlex F36 is part of a family of high frequency acoustic absorbers and provides the most cost effective method of absorbing unwanted ultrasonic reflection and acoustic isolation. Other high frequency absorbers within the range provide higher levels of echo reduction.

TYPICAL PROPERTIES

Appearance	Blue
Mix ratio (by weight)	2.41: 1 (A:B)
Shore A hardness	70 ±3
Density	1060 ± 20 kg / m <sup>3</sup>
Average wave speed (1-10 MHz)	1500 ± 30 m / s
Acoustic impedance	1.59 MRayls
Resistant to	Isopropyl Alcohol (IPA) Tricholethylene
Affected by	Ketones (MEK, Acetone) – Swell Dichloromethane – Swell and break down
Avoid prolonged exposure to	Ozone UV
Stability	Very stable due to cross-linked nature of polymer
Coefficient on Thermal Expansion	200 ppm/°C

CURING TIMES

Pot life	@ 40 °C	30 minutes
	@ 60 °C	10 minutes
Gel time	40-50 minutes	
Cure time	@ 40 °C	24 hours
	@ 60 °C	12 hours
	@ 80 °C	8 hours

## INSERTION LOSS

Insertion loss (IL) is defined as

$$IL = -20 \log_{10} \left( \frac{P_t}{P_i} \right)$$

where  $P_t$  is the amplitude of the acoustic pressure transmitted through a sample and  $P_i$  is the amplitude of the acoustic pressure incident upon it.

This has been experimentally determined for a 10mm thick sample of AptFlex F36, and this is shown in Figure 1.

The dynamic range of IL measurement is approximately 60 dB and values higher than this cannot be guaranteed.

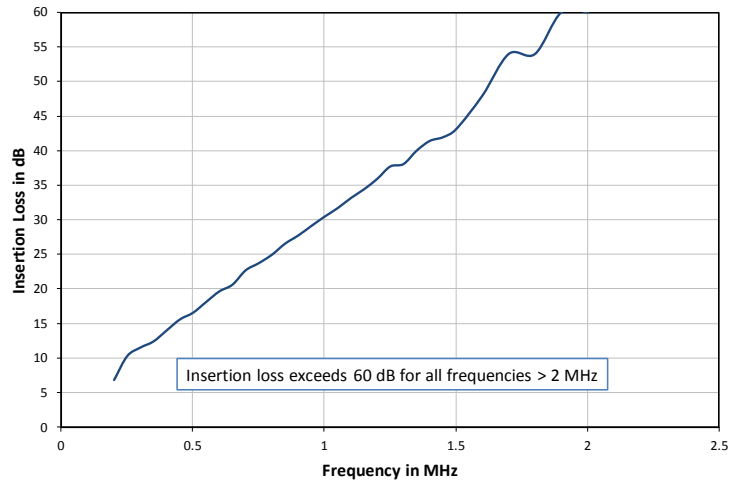


Figure 1 – Insertion loss vs Frequency for AptFlex F36

## ECHO REDUCTION

Echo Reduction (ER) is defined as

$$ER = -20 \log_{10} \left( \frac{P_r}{P_i} \right)$$

where  $P_r$  is the amplitude of the acoustic pressure reflected from a sample and  $P_i$  is the amplitude of the acoustic pressure incident upon it.

This has been experimentally determined for two samples of AptFlex F36, and this is shown in Figure 2.

The dynamic range of ER measurement is approximately 40 dB and values higher than this cannot be guaranteed.

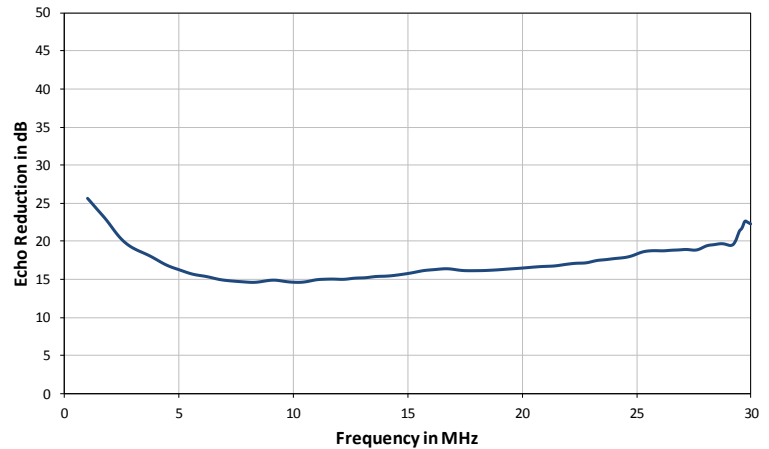


Figure 2 – Echo Reduction vs Frequency for AptFlex F36

All data relating to the ER and IL of AptFlex F36 has been provided by the NPL (London).

## FRACTIONAL POWER DISSIPATION

Fractional power dissipation (FPD) is defined as

$$FPD = 1 - \left(\frac{P_r}{P_i}\right)^2 - \left(\frac{P_t}{P_i}\right)^2$$

where  $P_r$  is the acoustic pressure reflected from the sample,  $P_t$  is the acoustic pressure transmitted through the sample and  $P_i$  is the acoustic pressure incident upon the sample. This has been derived from the ER and IL measurements for AptFlex F36, and this is shown in Figure 3.

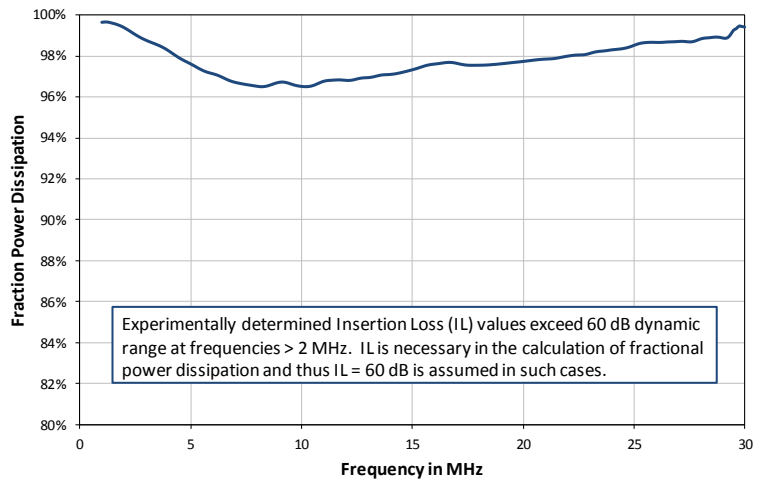


Figure 3 – Fraction Power dissipation vs Frequency for AptFlex F36

*All information is based on results gained from experience and tests, and is believed to be accurate but is given without acceptance of liability for loss or damage attributable to reliance thereon as conditions of use lie outside the control of Precision Acoustics Ltd or Acoustic Polymers Limited.*